



M.D. DAYANAND MODEL SCHOOL

NAKODAR



Summer Holiday

ASSIGNMENT



LEARN



EXPLORE



GROW



SUCCEED

Enjoy • Learn • Grow
Make the most of your holidays!

HOLIDAYS ASSIGNMENT

CLASS 3RD 2026



INSTRUCTIONS

Academic Enrichment

1. **Read Regularly:** Choose books that interest you and read at least 20–30 minutes daily.
2. **Practice Skills:** Revise important topics in subjects like math, science, or languages to stay sharp.

3. Explore New Topics:

Try learning something new—coding, art, a new language, or music.

📺 Limit Screen Time

1. Avoid excessive use of mobile phones, video games, and social media.

🌍 Healthy Mind, Healthy Body

1. **Stay Active:** Do physical activities like walking, cycling, yoga, or playing outside.
2. **Eat Healthy:** Maintain a balanced diet—avoid too much junk food
3. **Maintain Hygiene:** Wash your hands regularly and keep your surroundings clean.

ENGLISH

TOPIC: MY HEALTHY PLATE

Activity 1: Draw and Label:

Draw a healthy plate on an A4 sheet which will contain the four sections: Fruits, Vegetables, Grains and Proteins:

Activity 2:

Write five lines on your Favourite Dish:

Activity 3: Speaking

Talk for 1-2 minutes on the topic “My Healthy Plate”. Share how healthy food is important in our daily life:

Rubrics:

1. Creativity - 3 Marks

2. Understanding - 2 Marks

3. Speaking - 5 Marks

HINDI

❖ स्वस्थ थाली (Healthy Plate) ✨

- A4 शीट पर एक सुंदर "स्वस्थ थाली" बनाइए।
- थाली में फलों, सब्जियों, अनाज तथा दूध से बनी चीजों के चित्र बनाकर रंग भरिए।
- चित्र को साफ-सुथरा और आकर्षक बनाइए।
- चित्र के नीचे "स्वस्थ भोजन" पर पाँच पंक्तियाँ लिखिए।

✉ लेखन कार्य

- छुट्टियों में स्वस्थ भोजन के महत्व को बताते हुए अपने मित्र को एक पत्र लिखिए।
- पत्र सही प्रारूप में लिखें।

मूल्यांकन बिंदु:

- ★ सही प्रारूप - 1 अंक
- ★ विषय की स्पष्टता - 2 अंक
- ★ रचनात्मकता एवं प्रस्तुति - 2 अंक

SCIENCE

Topic – My Healthy Plate

Make a two-column plate showing:

 Healthy Food

 Junk Food

Paste pictures or draw different food items in both columns.

 Write:

Which food should be eaten more often ?

Rubrics:

1. Creativity – 3 marks
2. Understanding – 2 marks

PUNJABI

ਸੰਤੁਲਿਤ ਭੋਜਨ ਦਾ ਚੱਕਰ ਬਣਾਉਂਦੇ ਹੋਏ ਸੰਤੁਲਿਤ ਭੋਜਨ ਦੇ ਕੋਈ ਪੰਜ ਲਾਭ ਦੱਸੋ।

RUBRICS

1. ਰਚਨਾਤਮਕ ਕਾਰਜ- 2
2. ਪੇਸ਼ਕਾਰੀ-2
3. ਭਾਸ਼ਾ ਦੀ ਸੁੱਧਤਾ-1

MATHEMATICS

 MATHEMATICS ACTIVITY – MY HEALTHY PLATE 



 Prepare a colourful healthy plate using fractions to represent different nutritious food items.

 Instructions 

 Draw a large plate and divide it into fractions showing different food groups.

● Use colours, drawings, cut-outs, or pictures of food items.

● Label each part clearly with its fraction.

📌  Example:

🍎 Fruits – 1/4

🥦 Vegetables – 1/4

🍲 Cereals – 1/2

🥛 Dairy – 1/8

📄 Rubrics

★ Use of Fractions Correctly – 3 Marks

★ Understanding of Healthy Food Groups – 2 Marks

★ Creativity and Presentation – 3 Marks

★ Labelling and Organisation – 1 Mark

★ Neatness – 1 Mark

📌    Make your healthy plate colourful, neat and creative!     Make your healthy plate colourful, neat and   Ma!   Make your healthy plate colourful, neat and creative!  

COMPUTER

1. Prepare a poster on “Eat Healthy, Stay Healthy.”

2. Collect pictures of healthy meals from newspapers or the internet and make a scrapbook.

Create a image poster

Rubrics

Creativity – 2 marks

* Neatness – 1 mark

* Content – 1 mark

* Design & color – 1 mark

SOCIAL SCIENCE

Topic : Healthy Food

Activity-1 Healthy food platter

Draw and colour a healthy food platter on an A4 sheet.

Activity-2 Benefits of healthy food

Write any four benefits of healthy food

Art integrated activity

Make a colourful slogan card on Healthy Food.

RUBRICS

Creativity 2

Understanding 2

Relevancy 1

REVISE UT 1 SYLLABUS

Holidays Assignment

Class- 4th



“Vacations are not just for rest, they are a chance to learn, explore, and grow.”



Instructions :

Academic Enrichment

- 1. Read Regularly: Choose books that interest you and read at least 20–30 minutes daily.**
- 2. Practice Skills: Revise important topics in subjects like math, science, or languages to stay sharp.**
- 3. Explore New Topics: Try learning something new—coding, art, a new language, or music.**

Limit Screen Time

- 1. Avoid excessive use of mobile phones, video games, and social media.**

Healthy Mind, Healthy Body

- 1. Stay Active: Do physical activities like walking, cycling, yoga, or playing outside.**
- 2. Eat Healthy: Maintain a balanced diet—avoid too much junk food**
- 3. Maintain Hygiene: Wash your hands regularly and keep your surroundings clean.**

SCIENCE

💧 Topic – Water Around Us 💧

📖 Make a mini booklet titled

“My Water Diary”

👉 Write and paste pictures showing how you used water wisely for 10 days.

You may include activities like:

🔌 Turning off taps properly

🧼 Using less water while brushing

🌱 Reusing water for plants

🚿 Taking short baths

🌿 Watering plants carefully

📷 Paste or draw pictures for each day to show smart ways of saving water.

💙 Save Water, Save Life 💙

Rubrics:

Creativity-2

Understanding-2

Presentation-1

MATHS

Topic- Water Around Us

Observe the water consumption of family members category-wise and calculate the total weekly water consumption. Write the final amount in number names, Roman numerals and Hindu-Arabic numerals. Also write a few lines on the significance of water in daily life.

Instructions- Use Chart paper, pictures and draw in tabular form.

Rubrics:

- Accuracy of Data Collection – 3 Marks
- Correct Use of Number Forms – 2 Marks
- Mathematical Calculation – 2 Marks
- Understanding of Water Conservation – 2 Marks
- Presentation and Neatness – 1 Marks

COMPUTER

1.Design a poster on “Save Water”.

2. Prepare a scrapbook on water conservation using printed pictures

Rubrics

- Creativity – 2 marks
- * Neatness – 1 mark
- * Relevance to topic – 1 mark
- * Colour/design – 1 mark

HINDI

📖 Class 4th – Holidays Assignment

💧 जल का महत्व

A4 शीट(file)पर “जल का महत्व” विषय पर सुंदर चित्र बनाइए।

चित्र में रंग भरकर उसे सजाइए।

चित्र के चारों ओर पानी के विभिन्न उपयोग लिखिए।

✍ लेखन गतिविधि

पुस्तिका (Copy) में “जल का महत्व” विषय पर अनुच्छेद लिखिए।

मूल्यांकन बिंदु:

सही प्रारूप – 1 अंक

विषय की स्पष्टता – 2 अंक

रचनात्मकता एवं प्रस्तुति – 2 अंक

ENGLISH

Topic: Water Around Us

Activity 1: Paragraph Writing

Write a paragraph on importance of conserving water.

Activity 2: Make Sentences

Use these words in meaningful sentences:

1.Rain –

2.Ocean –

3.River –

4.Waterfall –

Activity 3: Creative Drawing

Draw and colour a beautiful picture showing different sources of water .

Activity 4: Speaking

Talk for 1-2 min on the topic “ Water Around Us”.

Share how water is important in our daily life.

Rubrics:

1. Creativity – 3 Marks
2. Understanding - 2 Marks
3. Speaking- 5 Marks

SOCIAL SCIENCE

Topic: Water Around Us

Activity 1- Uses of water

Write ten uses of water.

Art integrated activity

Make a colourful poster on Water Around Us

Understanding 2

Creativity 2

Relevancy 1

PUNJABI

ਜਮਾਤ ਚੌਥੀ

ਪਾਣੀ ਦੀ ਸੰਭਾਲ ਸਬੰਧੀ ਤਸਵੀਰ ਸਹਿਤ ਪੋਸਟਰ ਬਣਾਓ (A'4

sheet)

ਮੁਲਾਂਕਣ

1. ਰਚਨਾਤਮਕ ਕਾਰਜ- 2

2. ਪੇਸ਼ਕਾਰੀ-2

3. ਭਾਸ਼ਾ ਦੀ ਸੁੱਧਤਾ-1

Note: Do revision of UT-1 syllabus.





Summer Vacation Assignment



M.D.DAYANAND MODEL SCHOOL, NAKODAR

SESSION: 2026-27

Class -5th



Topic - Festival of India



Dear Students, Following are few instructions for summer vacation



Academic Enrichment

- Read Regularly:** Choose books that interest you and read at least 20–30 minutes daily.
- Practice Skills:** Revise important topics in subjects like math, science, or languages to stay sharp.
- Explore New Topics:** Try learning something new—coding, art, a new language, or music.



Limit Screen Time

- Avoid excessive use of mobile phones, video games, and social media.



Healthy Mind, Healthy Body

- Stay Active:** Do physical activities like walking, cycling, yoga, or playing outside.
- Eat Healthy:** Maintain a balanced diet—avoid too much junk food
- Maintain Hygiene:** Wash your hands regularly and keep your surroundings clean.



SOCIAL SCIENCE

CLASS
5th

SOCIAL SCIENCE Project

FESTIVALS OF INDIA

YOUR TASK

- ★ Take an outline map of India (you can draw or print it).
- ★ Select any five festivals celebrated in different parts of India.
- ★ Find out in which state or region each festival is mainly celebrated.
- ★ On the map:
 - Locate the correct place/state
 - Mark it neatly
 - Write the name of the festival near that place
 - Use different colours or symbols to make your map attractive.
- ★ On a separate sheet or below the map, write for each festival:
 - Name of the festival
 - Place where it is mainly celebrated
 - 2-3 lines about how it is celebrated

FESTIVAL DETAILS

- ★ Name of the festival
.....
- ★ Place where it is mainly celebrated
.....
- ★ 2-3 lines about how it is celebrated
.....

RUBRIC

- 📖 Understanding 2
- 🎨 Creativity 2
- 🎯 Relevancy 1

Be creative, use colours, and
make your project attractive!

ENGLISH

FESTIVALS OF INDIA

Celebrate our culture, our traditions, our happiness!

MY FAVOURITE FESTIVAL

(Draw a colourful picture of your favourite festival here)

WRITE ABOUT YOUR FAVOURITE FESTIVAL

Name of Festival: _____

When it is celebrated: _____

Story behind the festival: _____

How I like to celebrate: _____

FESTIVAL WORD BANK – 10 NEW WORDS

Word	Meaning	Make a sentence
1. _____	_____	_____
2. _____	_____	_____
3. _____	_____	_____
4. _____	_____	_____
5. _____	_____	_____
6. _____	_____	_____
7. _____	_____	_____
8. _____	_____	_____
9. _____	_____	_____
10. _____	_____	_____

FOR SPEAKING SKILL



Students will make a 2 minutes video on any one topic and send to the subject teacher.



REVISION



Revise
UT-1 Syllabus

RUBRICS

Creativity	★ ★ (2)
Presentation	★ ★ (2)
Vocabulary	★ (1)



HINDI


कक्षा
5वीं

भारत के राष्ट्रीय त्योहार

(A4 शीट
के साथ
फाइल)

निम्नलिखित राष्ट्रीय त्योहारों के चित्र बनाकर रंग भरिए:

- ✿ स्वतंत्रता दिवस - 15 अगस्त
- ✿ गणतंत्र दिवस - 26 जनवरी
- ✿ गांधी जयंती - 2 अक्टूबर



लेखन कार्य

- प्रत्येक त्योहार पर 10-10 पंक्तियाँ लिखिए।
- देशभक्ति पर कोई एक सुंदर स्लोगन / नारा लिखिए।
- सारा कार्य A4 शीट पर कीजिए।
- (A4 शीट के साथ फाइल लगाएँ)

मूल्यांकन बिंदु:

- ★ सही प्रारूप - 1 अंक
- ★ विषय की स्पष्टता - 2 अंक
- ★ रचनात्मकता एवं प्रस्तुति - 2 अंक

★ निर्देश

- सभी कार्य साफ-सुथरी लिखावट में करें।
- चित्रों में सुंदर रंग भरें।

SCIENCE

SCIENCE HOME ASSIGNMENT

Theme: Festivals of India

“Celebrate festivals with colours of nature, not chemicals.”

“Rangoli adds colours of joy to the festivals of India.”

Dear Students,

Festivals in India are full of happiness, lights, decorations, and beautiful rangolis. This vacation, let us celebrate our culture in an eco-friendly way by creating a Rangoli using natural colours made from kitchen ingredients. This activity will help you learn how nature provides us with safe and beautiful colours.

 **Activity:** Make Natural Colours and Design a Rangoli






You will prepare natural colours at home and use them to create a lovely rangoli design on an A4 sheet.

 **Prepare Natural Colours**

-  Beetroot – Red/Pink
-  Spinach – Green
-  Turmeric – Yellow
-  Coffee – Brown
-  Mehendi – Light green/brown
-  Rice flour – White






 **Steps to Make the Rangoli**


-  Take an A4 drawing sheet.
-  Draw a simple rangoli design lightly with a pencil.
-  Fill the design carefully using the prepared natural colours.
-  You may use your fingers or a brush to fill colours neatly.
-  Let it dry completely.





 **Rubric**

-  Creativity 2
-  Presentation & Neatness 2
-  Use of Natural Materials 1




We are excited to see your beautiful, eco-friendly rangoli creations.

During your vacations, kindly revise the following chapters:

-  Chapter 2 (Plants)
-  Chapter 3 (Forests)



MATHEMATICS

HOLIDAY HOMEWORK WORKSHEET

Class V – Mathematics

My Favourite Festival Budget Plan

Prepare a budget plan for your favourite festival by estimating the expenses for different celebration items. Represent the data neatly in a table, calculate the total expenditure, and compare the highest and lowest expenses.

INSTRUCTIONS:

- Choose your favourite festival.
- List the estimated expenses for different items.
- Complete the table neatly.
- Calculate the total expenditure.
- Compare the highest and lowest expenses.
- Write a few lines about why the festival is special to you.
- Decorate your worksheet with colours, drawings, or borders.

RUBRICS CRITERIA

	Marks
 Budget Planning and Calculation	3
 Tabular Representation	2
 Comparison and Analysis	2
 Creativity and Presentation	2
 Neatness	1

Total Marks: 10



Festivals bring happiness,
love and togetherness.
They teach us to be grateful
and celebrate life!



Punjabi

ਪੰਜਾਬ ਦੇ ਮੁੱਖ ਤਿਉਹਾਰਾਂ ਦੀ ਤਸਵੀਰ ਸਹਿਤ ਸੂਚੀ ਤਿਆਰ ਕਰੋ ਅਤੇ ਕਿਸੇ ਇੱਕ ਤਿਉਹਾਰ ਦਾ ਚਾਲੀ ਪੰਜਾਹ ਸ਼ਬਦਾਂ ਵਿੱਚ ਵਰਨਣ ਕਰੋ

ਮੁਲਾਂਕਣ

1. ਰਚਨਾਤਮਕ ਕਾਰਜ-2
2. ਪੇਸ਼ਕਾਰੀ-2
3. ਭਾਸ਼ਾ ਦੀ ਸੁੱਧਤਾ-1

Computer

COMPUTER ASSIGNMENT

CLASS 5th SUBJECT Computer

1 Activity 1:
Compare national and religious festivals in table format.

2 Activity 2:
Design an invitation card for a festival celebration.

RUBRICS

CRITERIA	MARKS
✓ Correct comparison	2 Marks
📅 Proper table format	1 Mark
★ Relevant examples	1 Mark
🌸 Neat presentation	1 Mark

Revise UT-1 Syllabus

***NOTE:- ALL THE WORK MUST BE DONE ON A4
SIZE COLOURED SHEETS AND MAKE A SINGLE
FILE FOR ALL SUBJECTS.***